





373

PRODUCT SPECIFICATIONS



Capacity

Electric Frequency	60 Hz			50 Hz		
	Air-Cooled	Remote	Water-Cooled	Air-Cooled	Remote	Water-Cooled
Barrel Volume	128 oz	N/A	N/A	-	N/A	N/A
Continuous Draw - Single Barrel [§]	1,920 oz/hr	N/A	N/A	-	N/A	N/A
Continuous Draw - Alternating Barrels [§]	2,160 oz/hr	N/A	N/A	-	N/A	N/A
Recovery Time [§]	10 mins	N/A	N/A	-	N/A	N/A
Refrigeration	6,400 BTU/hr (6,752 kJ/hr), R-404A/R-448A [†]					
Agency	NSF 18  UL/CSA 60335-1  Complies with UL 60335-1; UL 60335-2-89; IEC 60335-2-75.			Complies with IEC/EN 60335-1; IEC/EN 60335-2-75; IEC/EN 60335-2-89; IEC/EN 61000-3-2; IEC/EN 61000-3-3; CISPR 14-1; CISPR 14-2.		

[§] Testing completed at 75°F (24°C).

^{||} Volume varies based on barrel faceplate.

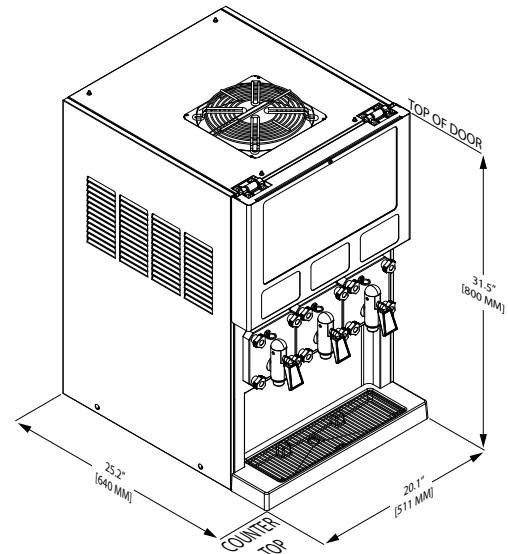
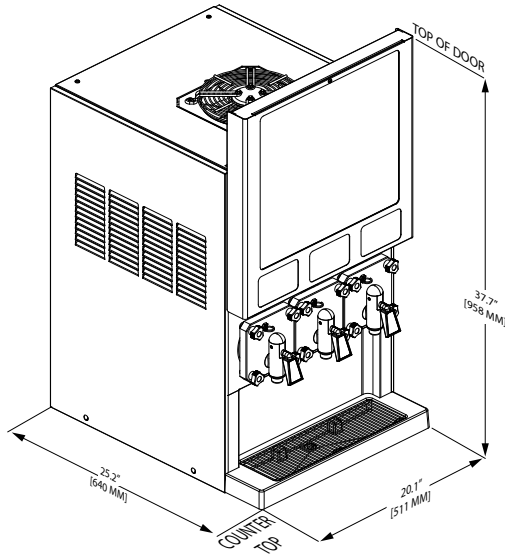
[†] R-404A and R-448A refrigeration systems are functionally equivalent.

Electrical Requirements[‡]

Electric Frequency	60 Hz	50 Hz
Voltage	215 - 245 VAC ^Δ , Single Phase	215 - 245 VAC ^Δ , Single Phase
Current/Power	20 Amps	3,120 W
Receptacle	NEMA #L6-20R, 3 Wire	Varies depending on market.
Beater Motor	(3) 1/6 HP, 0.85 A	(3) 1/6 HP, 0.81 A
Fan Motor	(1) 1/10 HP, 0.43 A	(1) 1/10 HP, 0.63 A

[‡] General requirements only. Always check dispenser nameplate label for specific rating information. ^Δ Buck-boost transformer or AVR required for operation outside this range.

ROHS Compliant. FBD strives for continuous improvements and engineering innovations. Equipment design and/or specifications may change without notice. ©2024, FBD Partnership, L.P. FBD®, the FBD logo, and "Everyone Loves Frozen®" are trademarks of FBD Partnership, L.P., all rights reserved.



Weights & Dimensions

Measuring System	Imperial			Metric		
	Short Door	Tall Door		Short Door	Tall Door	
Door Model	Short Door	Tall Door		Short Door	Tall Door	
Height	31.5 in	37.7 in		800 mm	958 mm	
Width	20.1 in			511 mm		
Depth	25.2 in			640 mm		
Back/Side Clearance (Min.)	2 in			51 mm		
Top Clearance (Min.)	12 in			305 mm		
Duratrans	9 ⁵ / ₈ in x 17 ¹¹ / ₁₆ in	15 ¹³ / ₁₆ in x 17 ¹¹ / ₁₆ in		244 mm x 449 mm	402 mm x 449 mm	
Flavor Card	4 ⁷ / ₈ in x 3 ¹ / ₂ in			124 mm x 89 mm		
Dispenser Type	Air-Cooled	Remote	Water-Cooled	Air-Cooled	Remote	Water-Cooled
Empty Weight	215 lbs	N/A	N/A	98 kg	N/A	N/A
Operating Weight	239 lbs	N/A	N/A	108 kg	N/A	N/A

Water, CO₂ and Syrup Requirements

Measuring System	Imperial	Metric
Water System Input	3/8" Supply Line, 30 PSIG Flowing (minimum)	3/8" Supply Line, 207 kPag Flowing (minimum)
CO ₂ System Input	70 - 72 PSIG (maximum)	483 - 496 kPag (maximum)
Condenser Water Inlet Flow Rate ^o	N/A	N/A
Condenser Water Inlet Temperature ^o	N/A	N/A
Syrup	Input: 70 - 72 PSIG (483 - 496 kPag)	
	Bag-In-Box (BIB) Connections, (3) Base Syrups	

^o For water-cooled dispensers.